

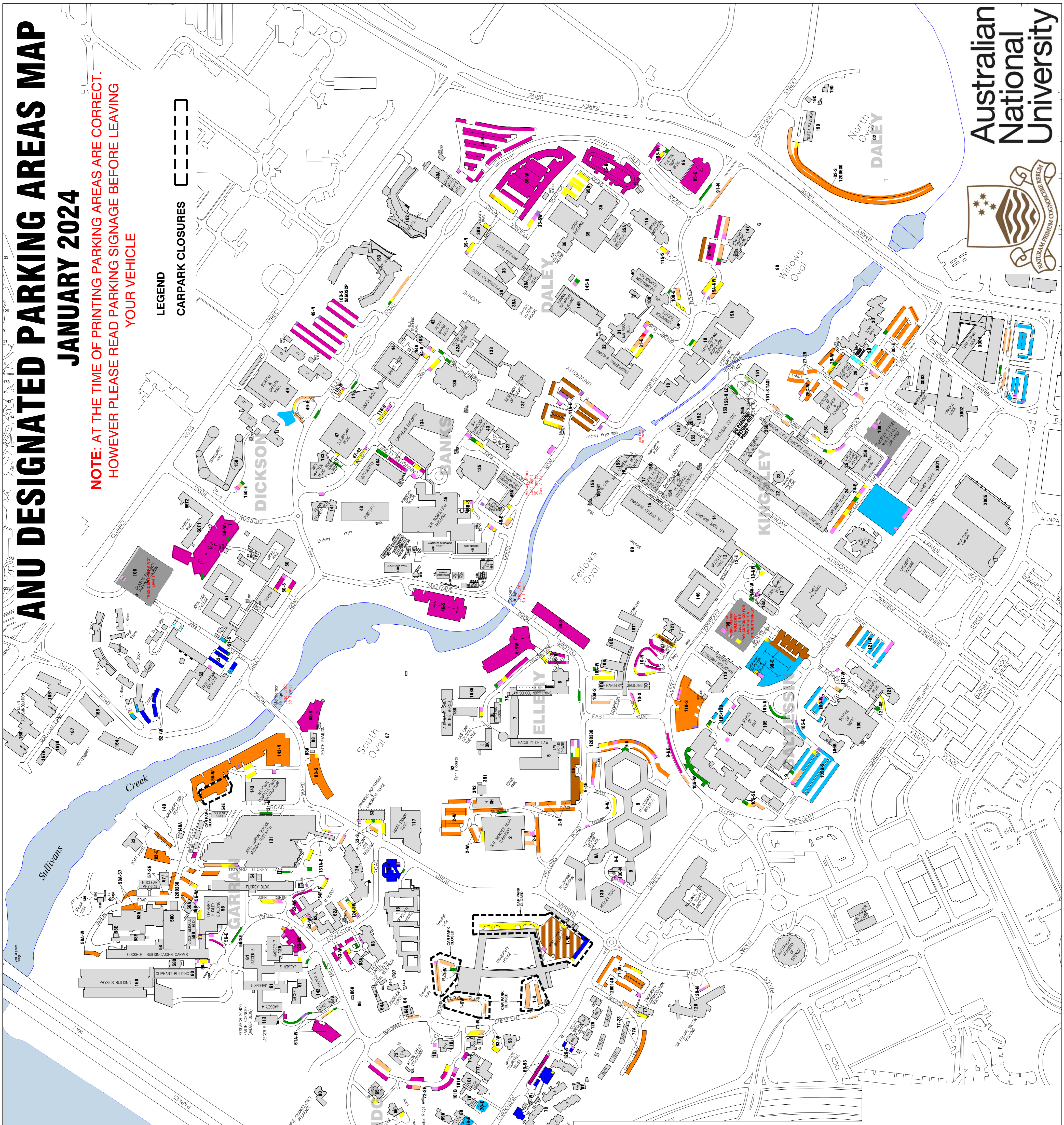

# ANU DESIGNATED PARKING AREAS MAP

## JANUARY 2024

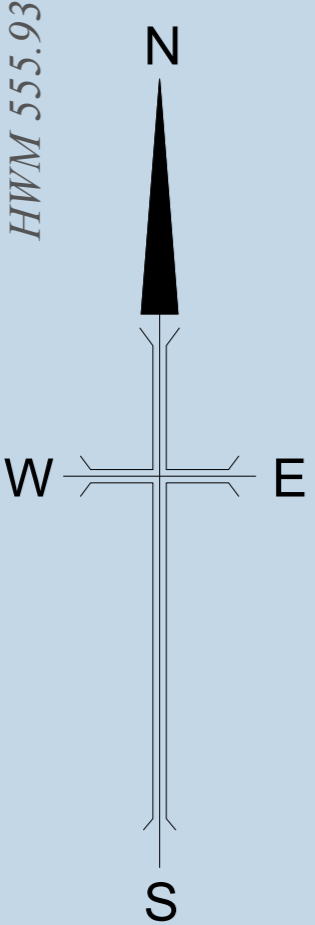
**NOTE: AT THE TIME OF PRINTING PARKING AREAS ARE CORRECT. HOWEVER PLEASE READ PARKING SIGNAGE BEFORE LEAVING YOUR VEHICLE**

### LEGEND

CARPARK CLOSURES



LAKE  
BURLEY  
GRIFFIN  
HWM 555.93m



### LEGEND

- ANU BOUNDARY
- PERMIT OR PAY AS YOU GO
- EV CHARGING
- CASH & EFTPOS ONLY VOUCHER VENDING MACHINE (MAX. 3 Hours)
- CASH & EFTPOS ONLY VOUCHER VENDING MACHINE (MAX. 2 Hours)
- TAXI
- PERMIT ONLY
- PERMIT & PAY AS YOU GO FOR ANU STAFF & STUDENTS ONLY
- TIME LIMITED AS MARKED
- RESIDENTS - HALLS & COLLEGES
- MULTI-STORY CARPARK (ANU PARKING STATION PERMIT HOLDERS)
- AUTHORISED PARKING
- LOADING ZONE
- MOTORCYCLE FREE PARKING
- MOTORCYCLE PERMIT PARKING
- DISABLED PARKING
- RESIDENT STAFF PARKING
- CARSHARE



**Australian  
National  
University**